

Ray-On+

R80+

Mono channel amplified Column Loudspeaker

The Ray-On+ range includes three single channel self-amplified column loudspeakers of 0,8 to 2.3 meters in height, based on the patented DGRC principle. This innovation provides a homogeneous sound coverage and perfect speech intelligibility over the entire audience area.

The elegant design of the columns, with their finely perforated grid, yields optimum results in terms of integration and aesthetics. Being vertically mounted, and no tilted off the walls, the Ray-On+ columns remains extremely discrete.

Ray-On + is the Dante enabled, active version of the Ray-On column loudspeakers. it combines the patented DGRC principle that has made the success of Active Audio's column loudspeakers, with an onboard DSP to equalize the drivers and an integrated class D amplifier

It is a network-enabled and features a DANTE input port for lossless transmission of the audio signal.

R80+ is a 0.8m self-powered column, which is designed to be mounted vertically.

With a nominal range of 12 m, it offers a high-quality alternative for smaller spaces in airports, train and underground stations, conference rooms, houses of worship or shopping malls when running audio over the network is needed.

Ray-On+ is reserved for indoor use.



Max SPL: 91dB at 5m

Bandwidth: 120Hz-17kHz

Continuous Power: 75W

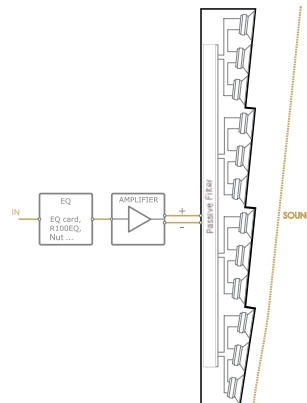
Dante™

Paintable

5 years warranty

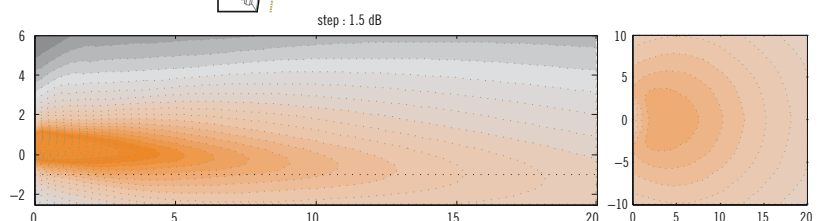


DGRC principle (Example for a 1m column)

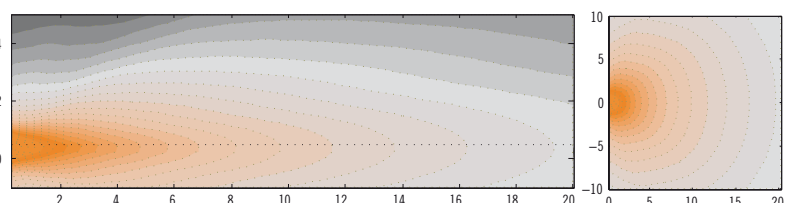


Ray-On is based on the DGRC principle: the internal loudspeaker inclination associated with the calculated height of installation allows to cover the audience area.

Hence Ray-On has to be mounted vertically. The range of Ray-On depends both of the Ray-On model and the height of installation.



Ray-On 120+ vertical and horizontal directivity: sound level for the speech octaves (500Hz-1kHz-2kHz) in the vertical median plane and 80 cm below the column.



Standard 1m column vertical and horizontal directivity: sound level for the speech octaves (500Hz-1kHz-2kHz) in the vertical median plane and 80 cm below the column.

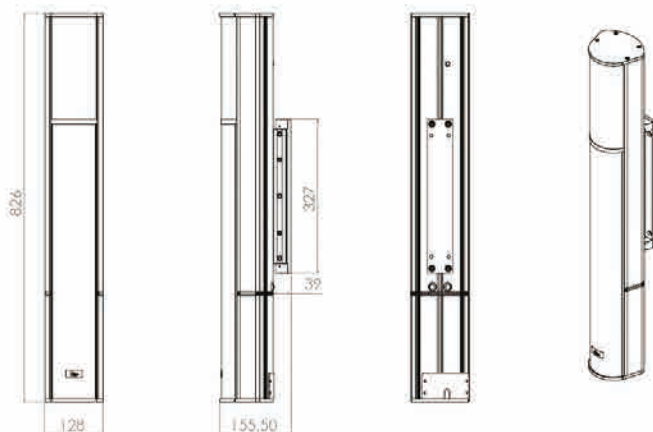


R80+

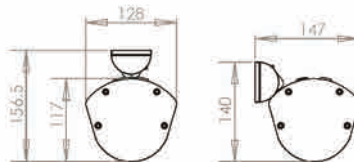
Technical Specifications

Mechanical drawing

Front views



Top views



Rigging



Technical Specifications

Acoustical data

Range +/- 3dB (nomial height)	6,5 m
Range +/- 5dB (nomial height)	12 m
Max SPL	91dB at 5m
Frequency bandwidth (-10 dB)	120Hz- 17kHz
Horizontal opening angle (1 kHz)	180°
Loudspeaker	6x 2,5"

Mechanical data

Net weight	7,2 kg
Shipping weight	7,7 kg
Height	826 mm
Width	128 mm
Depth	117 mm
Standard colors	White RAL 9016 Black RAL 9005
Material	Aluminum body, treated steel Rustproof and UV proof

Electrical data

Amplifier	250W Class D
Power supply	90V-250V 50Hz-60Hz

Tunning and exploitation

Equalisation	Optimal preprogrammed
Modeling	EASE/ CATT
Environnement	IP23 from -25°C to 55°C indoor
Mounting	Vertical
Nominal mounting height	2,1 m

Frequency response

Ray-On 80+ frequency response, with recommended equalisation.
Average from 2 to 10m on axis.

Range of the column versus different height of installation.

